

Nine-Month Financial Report 2010

Logwin AG



 **LOGWIN**

Your Logistics.

Key Figures January 1 – September 30, 2010

<i>in thousand €</i>	9 Months			3rd Quarter		
Group	2010	2009 (restated)	Δ in %	2010	2009 (restated)	Δ in %
Sales	1,010,971	826,064	22.4	361,424	287,959	25.5
Gross Profit	80,519	68,200	18.1	30,774	26,775	14.9
<i>Margin</i>	8.0 %	8.3 %		8.5 %	9.3 %	
Operating Income (EBIT)	19,248	10,226		9,159	7,283	
<i>Margin</i>	1.9 %	1.2 %		2.5 %	2.5 %	
Earnings of Continuing Business Operations	2,824	-1,189		2,601	4,502	
<i>Margin</i>	0.3 %	-0.1 %		0.7 %	1.6 %	
Net Result	-1,480	-47,622		1,870	1,262	
<i>Attributable to Shareholders of Logwin AG</i>	-1,742	-47,520		1,697	1,265	
Earnings per Share (in €)	-0.02	-0.43		0.01	0.01	
Operating Cash Flow*	14,390	6,876		13,145	5,322	
Net Cash Flow*	11,726	2,668		11,921	4,670	

<i>in thousand €</i>	9 Months			3rd Quarter		
Business Segments	2010	2009 (restated)	Δ in %	2010	2009 (restated)	Δ in %
Solutions						
Sales	514,169	520,425	-1.2	174,430	179,923	-3.1
Operating Result (EBIT)	8,098	3,228	-	4,614	4,407	4.7
<i>Margin</i>	1.6 %	0.6 %		2.6 %	2.4 %	
Air + Ocean						
Sales	496,523	306,575	62.0	187,008	106,304	75.9
Operating Result (EBIT)	16,296	11,150	46.2	6,426	4,294	49.7
<i>Margin</i>	3.3 %	3.6 %		3.4 %	4.0 %	

<i>in thousand €</i>	Sept. 30, 2010	Dec. 31, 2009	Δ in %	Sept. 30, 2010	Jun. 30, 2010	Δ in %
Equity Ratio	23.2 %	21.0 %		23.2 %	24.0 %	
Net Financial Debt*	89,777	98,179	-8.6	89,777	98,116	-8.5
Number of Employees*	5,611	5,510	1.8	5,611	5,487	2.3

*Continuing Business Operations

Overview

Sales and earnings

The Logwin Group benefited from the continuing recovery in the global economy and the associated growing demand on the part of customers for logistics services. In the first nine months of 2010 the company generated sales of 1,011.0 million euros in its continuing business operations. This represents an increase of 22.4 % compared with the previous year. Operating income amounted to 19.2 million euros and was therefore in line with the expectations of the last few months based on economic developments.

Cash flow

The continuing business operations of the Logwin Group achieved operating cash flow of 14.4 million euros in the reporting period. The increase over the previous year is largely due to improved profitability as a result of increased business volumes, with the higher volume resulting conversely in an increase in working capital.

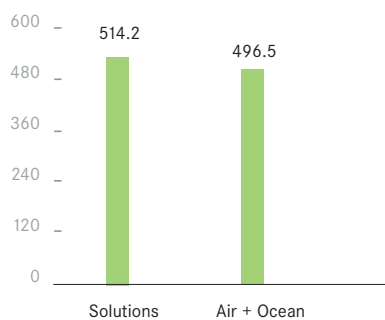
Business segments

In the first nine months of 2010 the business segment Solutions generated sales of 514.2 million euros in line with the previous year. General Cargo, automotive and chemicals activities in particular benefited from a market-related improvement. In contrast, volume growth in the Fashion and Media special networks continued to be restrained. At 8.1 million euros, operating result (EBIT) was significantly above the same period last year. The operating margin improved accordingly to 1.6 %.

The business segment Air + Ocean increased its sales in the reporting period by just under 62 % to 496.5 million euros. In addition to growing transport volumes in both air and sea freight, this positive development can also be attributed to a noticeable rise in global freight rates. Operating result (EBIT) improved significantly to 16.3 million euros. The operating margin was 3.3 % despite high freight rates.

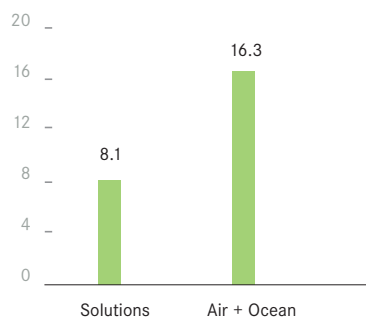
Sales


in million €



Operating result (EBIT)

in million €





Real and virtual interaction The flow of electronic information is imperceptible, only becoming visible to humans when it appears on monitors or on the printed page. Nevertheless, it underpins the entire logistics process chain. Every real logistic operation is mirrored in the IT system.

Intelligent IT: Count and be counted

IT has made the flow of goods and information faster, simpler and more transparent. How companies are reaping the benefits shows Logwin in issue 2 | 2010 of the Logwin Magazine: www.logwin-logistics.com/news/logwin-magazine.html

Good IT is invisible Since July 2007 Logwin has been providing contract logistics services to Huntsman Textile Effects in Heppenheim (Germany) in its fully automated multi-user warehouse. Every day between 150 and 200 orders are communicated via a single interface linking Huntsman's SAP and Logwin's WMS (Warehouse Management System) and then processed. The warehouse serves Huntsman Textile Effects as a central distribution centre for the Europe/Africa region. Logwin processes around 30,000 consignments per year.

Bilingual newspaper logistics Süddeutscher Verlag has been a customer of Logwin for many years standing. Delivery of the Süddeutsche Zeitung is organized on the basis of printing facility machine control data. In order to understand the content, Logwin has programmed a converter. Now the publishing house has commissioned Logwin with delivery from its Munich printing facility as well. For this location Logwin had to program a new 'translator' practically from scratch, only having five days for programming.

Shoe and shoe are not alike Logwin's IT system captured the standard details for fashion articles, such as style, colour and size so far. A particular aspect of the IT solution for the sport goods label New Balance is the recording of the shoe width in addition to the above. All attributes of a specific article are displayed and analysed in the form of a matrix which is part of the warehouse management system. This gives the system an additional dimension, allowing reports to be read more easily.

Content

1 Overview

4 Group Interim Management Report

4 Stock

5 Corporate Bond and Rating

7 Sales and Earnings Development

12 Financial Position

14 Other Reporting

15 Outlook

16 Consolidated Interim Financial Statements

16 Consolidated Statement of Income

17 Consolidated Statement of Comprehensive Income

18 Consolidated Statement of Cash Flows

19 Consolidated Balance Sheet

20 Consolidated Statement of Changes in Shareholders' Equity

21 Notes to Consolidated Interim Financial Statements

21 Basis of Accounting

21 Consolidation Scope

22 Segment Reporting

23 Discontinued Business Operations

23 Contingent Liabilities

24 External Review

24 Subsequent Events

Financial Calendar (Cover)

Imprint (Cover)

SOLUTIONS FROM A TO Z

Our logistics solutions are as diverse as our customers requirements.

... MANAGEMENT OF HAZARDOUS MATERIALS • MARKETABLE DELIVERY / SALEABLE DELIVERY •

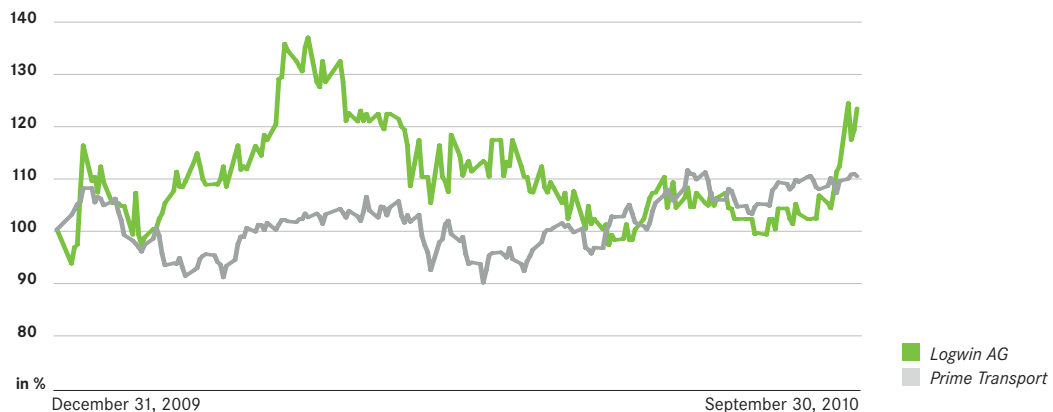
Stock

Developments in the stock markets Developments in the stock markets were dominated by a high level of volatility in sentiment and share prices. While share indices started the year on a slightly positive note, they suffered losses from the end of January onwards. The DAX saw its lowest level for the year so far at 5,434 points on February 5. A recovery in share prices was experienced during March and April, but problems in the European banking market and the sovereign debt crisis in Europe had a negative influence on the mood of the stock markets from the end of April. Share indices came under pressure as a result of concerns over an expansion of the debt crisis and its influence on economic growth. The economic situation stabilized in the further course of the year. Despite continuing uncertainty over perspectives for the global economy, stock markets experienced a surprisingly good development in prices in the third quarter. The DAX closed at 6,229 points at the end of the reporting period. This corresponds to an increase of 4.6 % compared with the value at the end of the previous year.

Key figures for the Logwin share		Sept. 30, 2010	Sept. 30, 2009
Closing price (Xetra)	in euros	1.21	0.88
High / Low 52 weeks	in euros	1.35 / 0.86	1.58 / 0.59
Total number of shares	in units	111,474,987	111,474,987
Market capitalization	in million euros	134.9	98.1
Earnings per share	in euros	-0.02	-0.43
Operating cash flow per share	in euros	0.03	0.05

Frankfurt (Prime Standard), ISIN LU0106198319, WKN 931705

Logwin share vs. benchmark index (rebased)



MARKETING SERVICES • MEDIA LOGISTICS • MILKRUN DISTRIBUTION • MONITORING • MULTIMODAL TRANSPORTATION

Logwin share A total of 3.1 million shares in Logwin AG were traded on all German stock exchanges in the first nine months of the year. This represented a turnover of 3.4 million euros. The price of the Logwin share increased from the beginning of the year to the end of the reporting period, achieving a closing price on Xetra of 1.21 euros. The share price therefore benefited from global recovery in the economy and the logistics markets. However, the significance of this development in the share price must be regarded as limited owing to the low trading volume.

Share ownership and shareholder structure The company has a stable shareholder structure. The majority shareholder remains DELTON AG, Bad Homburg (Germany), through its wholly owned subsidiary DELTON Vermögensverwaltung AG.

The members of the Board of Directors and the Executive Committee do not hold any shares or options to purchase shares in Logwin AG.

Corporate Bond and Rating

Development of the corporate bond After a price at the end of last year of 92.00, which was also its lowest price in the reporting period so far, the subordinated corporate bond of Logwin AG developed positively in the first few months of 2010 and reached its highest point of 100.50 on March 22. However, a slight course correction took place at this high level during the second quarter. The corporate bond again experienced a continued increase in value from the middle of June onwards and once more matched the highest point for the year of 100.50 on September 30, 2010.

Corporate rating The ratings for the Logwin Group and for the subordinated corporate bond remained unchanged in the first nine months of 2010. Moody's Investors Service placed the Logwin Group in the "B3" rating category. The corporate rating by Standard & Poor's was "B-". Moody's Investors Service rated the corporate bond in the category "Caa2" while Standard & Poor's rated it at "CCC+". Both rating agencies judged the prospects for the corporate rating unchanged at "stable".

Abandonment of the business segment Road + Rail

The Logwin Group realigned its business model in the second half of 2009 and the first quarter of 2010, disposing of almost all Road + Rail activities or integrating them into the business segment Solutions.

The contracts of sale and transfer with Augustin Network relating to the general cargo network operated in Austria by Logwin Road + Rail Austria GmbH and to land transportation activities in Eastern Europe were signed on February 3, 2010. Transaction closing was on March 31, 2010. Furthermore, contracts with the JCL Logistics Group relating to the sale of Road + Rail activities in Vorarlberg (Austria), Switzerland, Hungary, France, Italy and Spain were signed on February 26, 2010. The sale of the activities in France, Spain and Italy became effective the same day. Transaction closing for the remaining activities took place on April 15, 2010. The tank and silo activities of Logwin Road + Rail Deutschland GmbH were sold to GREIWING logistics for you GmbH with effect from April 1, 2010. This nine-month financial report therefore contains no assets and liabilities relating to these parts of the business. The purchase price payments have been included in these statements.

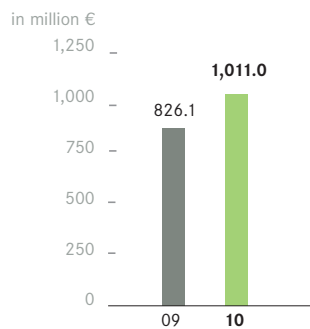
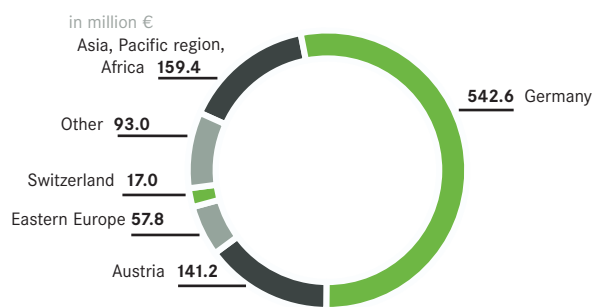
• OUTER AND NEW PACKAGING • OUTSOURCING • OVERNIGHT SERVICE • PACKAGING • PERFECT SCALING • PERSONNEL

Sales and Earnings Development

Overall economic development The recovery of the global economy that started at the beginning of the year continued in the third quarter of 2010, but there was a slowdown in the economic momentum compared to the high rates of growth experienced in the first six months of 2010. The emerging markets continue to be the drivers of the global upturn. These countries are likely to see only a moderate decline in their economic momentum. The USA in particular recently showed increasing signs of a slowdown in economic growth. The US economy is developing hesitantly. Consumption especially remains weak there since the population is still confronted with high levels of debt and unemployment. In contrast, the economic institutes expect China to continue to experience high growth rates. Recovery in the European economic area remains faltering primarily due to the uncertainty resulting from the debt crisis, and the imbalances within Europe continue to increase.

The economic upturn continues in Germany, even though at a moderate rate. The main source of growth this year will mainly come from the dynamic development in exports, which will also cause growth in imported pre-products. Consumer demand from private households has also recovered. The robust labor market, bolstered by growth in production, is playing a positive role here.

The logistics and transportation sector is benefiting from the economic recovery and the resultant increase in global imports and exports. This is reflected for the logistics industry in increased transport volumes. Production volumes, and as a result transport volumes, have risen as a result of the improved situation in sales. Available freight capacity is becoming scarce due to the increased demand for transportation resulting from the economic upturn. Amongst others, this can be seen as the cause of the significant increase in prices for transportation.

Sales

Sales by regions


SERVICES • PICK AND PACK • PICK-BY-LIGHT • PICK-BY-VOICE • PREASSEMBLY • PROCUREMENT LOGISTICS •

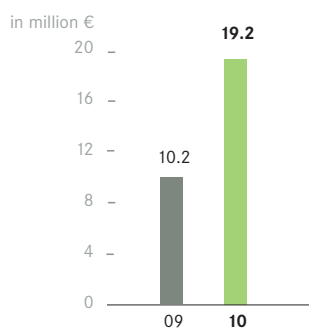
January 1 - September 30,	in thousand €	2010	2009 (restated)	Δ in %
Sales		1,010,971	826,064	22.4
Cost of sales		-930,452	-757,864	22.8
Gross profit		80,519	68,200	18.1
<i>Margin¹</i>		8.0 %	8.3 %	-0.3
Operating income (EBIT)		19,248	10,226	88.2
<i>Margin¹</i>		1.9 %	1.2 %	0.7
Net result		-1,480	-47,622	96.9
<i>Attributable to shareholders of Logwin AG</i>		-1,742	-47,520	96.3
EBITDA		29,174	21,218	37.5
<i>EBITDA-Margin¹</i>		2.9 %	2.6 %	0.3

¹ Change in percentage points

Logwin Group The Logwin Group significantly reduced its land transportation activities in 2009 and the first quarter of 2010 and as a result abandoned its business segment Road + Rail. Those Road + Rail activities in Germany that affect major Solutions customers were already transferred to Solutions in the middle of 2009, where they operate under the title of General Cargo. The activities that were abandoned or sold and the remaining operations of the relinquished business segment Road + Rail are reported as discontinued business operations in accordance with IFRS 5. Transaction closings for the sale of those Road + Rail activities that were announced in releases by Logwin AG have been completed. This nine-month financial report therefore contains no assets and liabilities relating to these parts of the business.

The continuing business operations of the Logwin Group benefited from the continuing economic recovery in the global economy and the accompanying increasing demand on the part of customers for logistics services: sales climbed by 22.4 % compared with the previous year. The Logwin Group thus generated sales of 1,011.0 million euros in the first nine months of 2010 (2009: 826.1 million euros). There was particularly marked sales growth at the business segment Air + Ocean. Sales growth here was strengthened by increased freight rates in addition to the rise in sales driven by demand and volumes. In contrast, a change in the level of freight rates had less effect at the business segment Solutions, with the result that sales largely remained stable at the same level of the previous year.

Operating income (EBIT)



PRODUCTION SUPPLY AND DISPOSAL OF WASTE AND PACKAGING • PRODUCT-SPECIFIC STORAGE • PROJECT

Gross profit, at 80.5 million euros, was significantly above the previous year's figure of 68.2 million euros thanks to increased volumes. In fact gross margin decreased to 8.0 % (2009: 8.3 %) but this reduction in margin mainly reflects the increased freight rate levels at the business segment Air + Ocean.

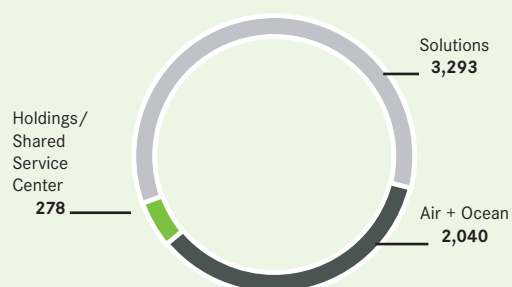
Operating income (EBIT) for the continuing business operations at 19.2 million euros significantly exceeded the value for the previous year by 9.0 million euros and matched expectations based on the economic recovery (2009: 10.2 million euros). As a result, the operating margin increased by 0.7 percentage points to 1.9 % (2009: 1.2 %). In spite of the noticeably higher level of sales partly as a result of increased freight rates, the continuing measures aimed at process optimization across the whole group as well as the increased demand for logistics services resulted in higher margins. This led to the improved profitability of the Logwin Group.

At 11.9 million euros, finance expenses were slightly above the level of the corresponding period of the previous year (2009: 11.4 million euros). Income tax expenses increased to 4.5 million euros as a result of earnings (2009: 0.1 million euros).

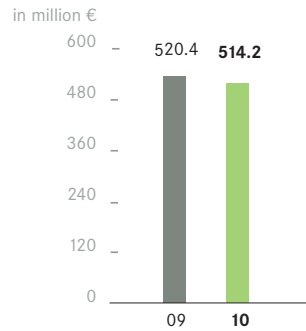
The result of the discontinued business operations amounted to -4.3 million euros (2009: -46.4 million euros). This affected the net result of the Logwin Group, which at the end of the reporting period was -1.5 million euros (2009: -47.6 million euros).

Employees in the Logwin Group As of September 30, 2010, the continuing business operations of the Logwin Group employed 5,611 people. This represents an increase of 101 employees since December 31, 2009.

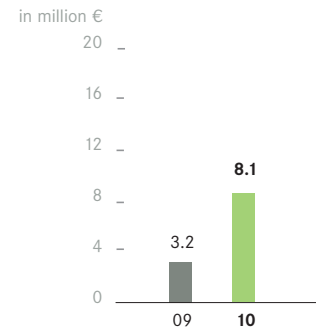
	Sept. 30, 2010	Dec. 31, 2009
Germany	3,216	2,975
Austria	374	513
Eastern Europe	631	525
Asia, Pacific region, Africa	1,049	1,007
Switzerland	21	141
Other	320	349
Total	5,611	5,510



Sales Solutions



Operating result Solutions (EBIT)

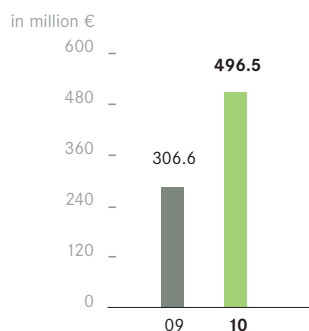


MANAGEMENT AND PLANNING • QUALITY ASSUARANCE • QUALITY MANAGEMENT • RAILWAY TRANSPORT • RAW MATERIAL

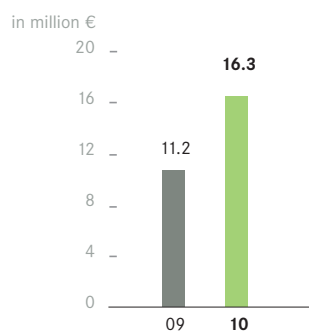
Solutions With its integrated contract logistics and specialist network solutions for customers from industry and trade, the business segment Solutions achieved sales of 514.2 million euros in the first nine months of 2010, which was largely in line with the previous year’s level (2009: 520.4 million euros). General Cargo, automotive and chemicals activities in particular benefited from a market-related improvement. Volume growth at the special network Fashion remained noticeably modest. Growth in the print media market was also restrained and thus affected the development of sales at the special network Media.

In the reporting period the business segment Solutions generated operating result (EBIT) of 8.1 million euros. Compared with the same period of the previous year this represents an increase of 4.9 million euros (2009: 3.2 million euros). The operating margin improved accordingly to 1.6 % (2009: 0.6 %). The systematic implementation of cost-cutting and process-optimization measures made a significant contribution to the higher operating margin. However, the competitive and cost situation remains tense, and this is clearly reflected in margins that can be achieved.

Sales Air + Ocean



Operating result Air + Ocean (EBIT)

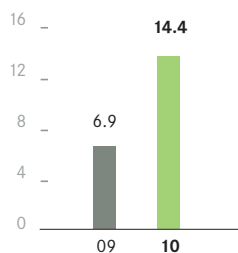


PROCUREMENT • RECYCLING AND WASTE MANAGEMENT • REDUCED WASTE DISPOSAL • REGIONAL FORWARDING •

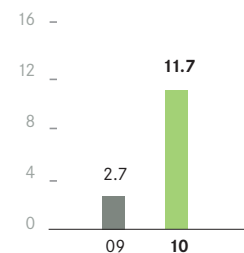
Air + Ocean As an interface between the global growth markets and the Logwin Group's core markets in Europe, the business segment Air + Ocean combines intercontinental air and sea freight transportation to form efficient logistics solutions for its customers. In the reporting period it was able to increase sales to 496.5 million euros (2009: 306.6 million euros). Demand for transportation services increased compared to the previous year. Transport volumes grew in both air and sea freight, and all business units were able to report dynamic sales growth. This positive development was not due to increased volumes alone but also to the noticeable recovery in global freight rates compared with the previous year.

Operating result (EBIT) in the first nine months of 2010 amounted to 16.3 million euros, which represents an increase in earnings of 5.1 million euros over the previous year (2009: 11.2 million euros). The rise came largely from the largest business units Europe Middle East and Far East Asia. At 3.3 %, the business segment Air + Ocean achieved a pleasing operating margin despite the high level of freight rates (2009: 3.6 %). The business segment Air + Ocean has continued the systematic expansion of its network of locations in 2010 and in the second quarter launched its own country organization in Kenya with offices in Nairobi and Mombasa.

Operating cash flow
(continuing business operations)
in million €



Net cash flow
(continuing business operations)
in million €



RESOURCE RECYCLING • RETURNS MANAGEMENT • RISK MANAGEMENT • ROUTE OPTIMISATION • SAME-DAY-SERVICE

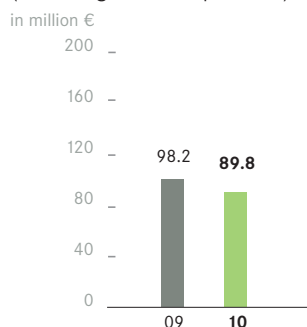
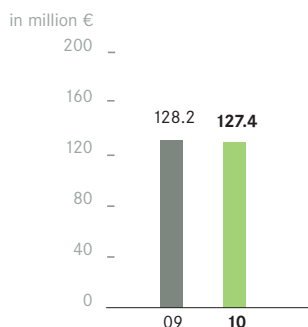
Financial Position

Cash flow The operating cash flow of the continuing business operations at the end of the reporting period was 14.4 million euros (2009: 6.9 million euros). As a result of the pleasing development in earnings, a significant increase was achieved over the figure for the previous year, but there was a build-up in working capital due to the increased volume of business. Investing cash flow of the continuing business operations, at -2.7 million euros, was below the figure for the previous year (2009: -4.2 million euros). This development was the result of the disposal of non-core activities of the business segment Solutions. This was reflected in an increase in revenues from divestments to 2.3 million euros (2009: 1.2 million euros).

The separately reported cash flows for the discontinued business operations show the activities of the Road + Rail subsidiaries insofar as they were still part of the Logwin Group in the first nine months of the year. As of the reporting date, all purchase price payments are included in their entirety in the investing cash flow of the discontinued business operations.

January 1 - September 30,	<i>in thousand €</i>	2010	2009 (restated)
Operating income (EBIT)		19,248	10,226
Depreciation and amortization		9,926	10,992
Earnings before interest, income taxes, depreciation and amortization (EBITDA)		29,174	21,218
Interest payments		-6,742	-6,348
Income tax payments		937	-1,732
Changes in working capital, cash effective		-5,910	-2,288
Other reconciliations		-3,069	-3,974
Operating cash flow of continuing business operations		14,390	6,876
Operating cash flow of discontinued business operations		-10,494	-1,376
Capital expenditure		-4,660	-3,828
Divestments		2,258	1,212
Acquisitions of subsidiaries		-262	-1,383
Other cash flow from investing activities		-	-209
Investing cash flow of continuing business operations		-2,664	-4,208
Investing cash flow of discontinued business operations		11,291	-582
Net cash flow of continuing business operations		11,726	2,668
Net cash flow of discontinued business operations		797	-1,958
Financing cash flow of continuing business operations		-3,081	-4,553
Financing cash flow of discontinued business operations		-1,309	-2,371

Net cash flow = Operating cash flow - Investing cash flow



PARTS DIRECT® • SAMPLE DISPATCH • SAMPLE WITHDRAWAL • SCM SOFTWARE • SEA FREIGHT GROUPAGE SERVICES

	<i>in thousand €</i>	Sept. 30, 2010	Dec. 31, 2009	Δ in %
Assets		549,547	609,207	-9.8
<i>Thereof:</i>				
Cash and cash equivalents		73,893	64,563	14.5
Trade accounts receivable		186,464	133,277	39.9
Assets of discontinued business operations		12,233	130,521	-90.6
Goodwill		153,304	153,788	-0.3
Liabilities and shareholders' equity		549,547	609,207	-9.8
<i>Thereof:</i>				
Trade accounts payable		163,030	123,354	32.2
Short-term financial liabilities		7,563	5,916	27.8
Liabilities of discontinued business operations		14,119	128,618	-89.0
Long-term financial liabilities		27,795	28,980	-4.1
Bonds payable		128,312	127,846	0.4
Shareholders' equity (including minority interests)		127,416	128,223	-0.6
Key figures to the balance sheet				
Equity ratio ¹		23.2 %	21.0 %	2.2
Gross financial debt ²		163,670	162,742	0.6
Net financial debt ²		89,777	98,179	-8.6

¹ Changes in percentage points² Continuing business operations

Balance sheet As a result of the disposal of Road + Rail activities, total assets fell compared to the end of last year by 59.7 million euros to 549.5 million euros (Dec. 31, 2009: 609.2 million euros). The assets of the discontinued business operations decreased accordingly to 12.2 million euros (Dec. 31, 2009: 130.5 million euros).

Compared with June 30, 2010, an increase in cash and cash equivalents of 11.2 million euros was achieved. At the balance sheet date, cash and cash equivalents amounted to a pleasing 73.9 million euros (Dec. 31, 2009: 64.6 million euros).

Due to the increased level of sales in the continuing business operations compared with the end of 2009, trade accounts receivable increased by 53.2 million euros to 186.5 million euros (Dec. 31, 2009: 133.3 million euros). Trade accounts payable also increased as a result of sales to 163.0 million euros (Dec. 31, 2009: 123.4 million euros).

Liabilities from issuing the senior subordinated bond amounted to 128.3 million euros (Dec. 31, 2009: 127.8 million euros). Amortization of the issuing costs over the term of the bond led to this slight change.

Shareholders' equity amounted to 127.4 million euros (Dec. 31, 2009: 128.2 million euros). The equity ratio increased to 23.2 % due to the declining balance sheet total (Dec. 31, 2009: 21.0 %).

The gross financial debt of the Logwin Group increased in comparison to the figure at the end of last year to 163.7 million euros (Dec. 31, 2009: 162.7 million euros). In contrast, net financial debt decreased as a result of building up liquidity and amounted to 89.8 million euros (Dec. 31, 2009: 98.2 million euros).

Other Reporting

Annual General Meeting and Extraordinary General Meeting The General Meetings of Logwin AG were held in Luxembourg on April 14, 2010. The individual agenda items can be viewed in the notification to all shareholders on the Logwin website at: www.logwin-logistics.com/investor-relations.

Investigations by Austrian Federal Competition Authorities In late February 2010, the Austrian Federal Competition Authorities have filed proceedings against more than 40 Austrian logistics companies, including three companies of the Logwin Group, with the Vienna Higher Regional Court (Oberlandesgericht), in its function as a cartel court, for alleged breaches of Austrian and European competition law. The Federal Competition Authorities have requested that fines be levied in an amount yet to be specified. In various statements Logwin and the other forwarding companies have contested the arguments of the Federal Competition Authorities with regard to both their representation of the facts and to their legal opinion. Nevertheless, the Federal Competition Authorities continue to hold their legal opinion, in particular with regard to European law. According to information obtained so far, Logwin AG does not agree with the legal analysis made by the Austrian Federal Competition Authorities. Since Logwin assumes, based on the legal advice that it has received, that no fine will be imposed, and since it is impossible to make a reliable estimate of the potential financial impact, no provision has been made for the current financial report and no contingent liability has been estimated.

CREATION • SHIPMENT TRACKING • SHOP CONCEPTS • SHORTFALL MANAGEMENT • SPARE PARTS LOGISTICS...

Claim for payment of import sales tax Logwin Road + Rail Austria GmbH was served with a claim from the Austrian customs authorities in April 2010 demanding payment of import sales tax of around 16 million euros in duties for customs clearance that the company had performed with joint and several liability on behalf of customers in the period between December 2005 and March 2006. The exemption from import sales tax granted at that time was now revoked since the consignee of the goods was allegedly a participant in a missing trader (carousel) fraud. The company has lodged an appeal against the claim. The customs authorities have not granted the appeal lodged by Logwin, which is why legal steps against the claim will be pursued further. Moreover, the company has an insurer's preliminary confirmation of cover. No provision has been made for this in the current financial report and no contingent liability has been estimated.

Executive Committee The contract of employment with Helmut Kaspers, member of the Executive Committee and COO Air + Ocean, has been extended until March 31, 2014.

Outlook

In their autumn reports the economic institutes have made major upward adjustments to their forecasts for the economy for 2010 in view of the economic recovery that they now see as sustained.

On the basis of the comparatively low level of the 2009 business year, the Logwin Group anticipates continued positive sales growth for the remaining three months of 2010, supported in particular by the business segment Air + Ocean and the industry-oriented activities within the business segment Solutions.

The company controls aiming for profitable growth will enable the Logwin Group to continue to benefit from the economic recovery.

Consolidated Interim Financial Statements

Consolidated Statement of Income

January 1 - September 30, <i>in thousand €</i>	9 Months		3rd Quarter	
	2010	2009 (restated)	2010	2009 (restated)
Net sales	1,010,971	826,064	361,424	287,959
Cost of sales	-930,452	-757,864	-330,650	-261,184
Gross profit	80,519	68,200	30,774	26,775
Selling costs	-20,130	-21,006	-7,293	-7,610
General and administrative costs	-41,739	-38,890	-13,940	-12,327
Other income	6,595	6,736	1,855	1,660
Other expenses	-5,997	-4,814	-2,237	-1,215
Earnings before interest and income taxes (EBIT)	19,248	10,226	9,159	7,283
Finance expenses, net	-11,897	-11,350	-3,609	-3,848
Earnings of continuing business operations before income taxes	7,351	-1,124	5,550	3,435
Income taxes	-4,527	-65	-2,949	1,067
Earnings of continuing business operations after income taxes	2,824	-1,189	2,601	4,502
Earnings of discontinued business operations after income taxes	-4,304	-46,433	-731	-3,240
thereof loss from valuation of discontinued business operations	-	-33,286	-	-
thereof income taxes	795	-1,444	146	-1,047
Net result	-1,480	-47,622	1,870	1,262
Attributable to:				
Shareholders of Logwin AG	-1,742	-47,520	1,656	1,265
Minority shareholders	262	-102	214	-3

January 1 - September 30, <i>in €</i>	9 Months		3rd Quarter	
	2010	2009 (restated)	2010	2009 (restated)
Earnings per share – basic and fully diluted:				
Income (loss) of continuing business operations attributable to the shareholders of Logwin AG	0.03	-0.01	0.02	0.04
Income (loss) of discontinued business operations attributable to the shareholders of Logwin AG	-0.04	-0.42	-0.01	-0.03
Income (loss) attributable to the shareholders of Logwin AG	-0.02	-0.43	0.01	0.01
Weighted average number of shares outstanding	111,474,987	111,474,987	111,474,987	111,474,987

The accompanying notes are an integral part of these Consolidated Financial Statements.

Consolidated Statement of Comprehensive Income

January 1 - September 30,	<i>in thousand €</i>	2010	2009 (restated)
Net result		-1,480	-47,622
Unrealized profit/loss on securities, available-for-sale		-	0
Realized profit/loss on securities, available-for-sale		21	-
Unrealized profit/loss on commodity forwards		-267	369
Neutral effects from change in fair value reserve		-246	369
Actuarial gains and losses from pensions and other long-term personnel obligations		52	-
Effects from income taxes		-	-
Neutral effects from actuarial gains and losses from pensions and other long-term obligations		52	-
Unrealized profit/loss on translation reserve		1,746	452
Neutral effects from change in translation reserve		1,746	452
Total result directly recognized in equity		1,552	821
Total net result		72	-46,801
Attributable to:			
Shareholders of Logwin AG		-190	-46,699
Minority interest		262	-102

The accompanying notes are an integral part of these Consolidated Financial Statements.

Consolidated Statement of Cash Flows

January 1 - September 30,	<i>in thousand €</i>	2010	2009 (restated)
Earnings before income taxes		7,351	-1,124
Finance expenses, net		11,897	11,350
Earnings before interest and income taxes (EBIT)		19,248	10,226
Adjustments to reconcile net result to operating cash flow:			
Depreciation and amortization		9,926	10,992
Result from disposal of assets		85	-571
Other, net		-3,154	-3,403
Income taxes paid		937	-1,732
Interest expenses paid		-6,742	-6,348
Changes in working capital, cash effective:			
Change in trade accounts receivable and other assets, cash effective		-57,758	656
Change in trade accounts payable and other liabilities, cash effective		52,333	-6,829
Change in inventory, cash effective		-485	3,885
Operating cash flow of continuing business operations		14,390	6,876
Operating cash flow of discontinued business operations		-10,494	-1,376
Capital expenditures		-4,660	-3,828
Proceeds from disposals of non-current assets		2,258	1,212
Payments for acquisitions of subsidiaries, net of cash acquired		-262	-1,383
Other changes in investing activities		-	-209
Investing cash flow of continuing business operations		-2,664	-4,208
Investing cash flow of discontinued business operations		11,291	-582
Net cash flow of continuing business operations		11,726	2,668
Net cash flow of discontinued business operations		797	-1,958
Changes in short-term financial liabilities		-851	-629
Repayment in long-term financial liabilities		-672	-1,586
Repayment in lease obligations		-1,370	-1,681
Amount paid out to minority interest		-179	-657
Other changes in financing activities		-9	-
Financing cash flow of continuing business operations		-3,081	-4,553
Financing cash flow of discontinued business operations		-1,309	-2,371
Effects of exchange rate changes on cash		1,197	725
Changes in cash and cash equivalents		9,330	-5,489
Cash and cash equivalents at beginning of year		64,563	63,204
Change		9,330	-5,489
Cash and cash equivalents at end of period		73,893	57,715

The accompanying notes are an integral part of these Consolidated Financial Statements.

Consolidated Balance Sheet

Assets	<i>in thousand €</i>	Sept. 30, 2010	Dec. 31, 2009
Cash and cash equivalents		73,893	64,563
Trade accounts receivable		186,464	133,277
<i>thereof receivables from factoring</i>		21,701	13,203
Inventories		3,060	2,537
Income tax receivables		3,331	6,320
Other current assets		23,188	16,111
Assets of discontinued business operations		12,233	130,521
Total current assets		302,169	353,329
Goodwill		153,304	153,788
Property, plant and equipment		69,327	73,908
<i>thereof land and buildings</i>		51,829	53,015
Intangible assets		7,747	10,508
<i>thereof software</i>		6,060	8,966
Financial assets		1,326	1,708
Deferred income taxes		14,951	15,195
Other non-current assets		723	771
Total non-current assets		247,378	255,878
Total assets		549,547	609,207

Liabilities and Shareholders' Equity	<i>in thousand €</i>	Sept. 30, 2010	Dec. 31, 2009
Short-term financial liabilities		6,179	4,056
Trade accounts payable		163,030	123,354
Lease obligations, short-term		1,384	1,860
Tax liabilities		4,385	2,119
Other short-term liabilities		49,731	35,544
Other short-term provisions		6,931	7,206
Liabilities of discontinued business operations		14,119	128,618
Total current liabilities		245,759	302,757
Bonds payable		128,312	127,846
Long-term financial liabilities		5,976	6,627
Lease obligations, long-term		21,819	22,353
Retirement and other employee-related obligations		17,308	17,729
Deferred income taxes		1,592	2,267
Other long-term liabilities		1,350	1,390
Other long-term provisions		15	15
Total non-current liabilities		176,372	178,227
Total shareholders' equity		127,416	128,223
Total liabilities and shareholders' equity		549,547	609,207

The accompanying notes are an integral part of these Consolidated Financial Statements.

Consolidated Statement of Changes in Shareholders' Equity

	Capital and reserves attributable to the shareholders of Logwin AG				Total group equity	Minority interest	Total shareholders' equity
	Ordinary shares-voting, no-par value	Additional paid-in capital	Retained earnings and other reserves	Result directly recognized in equity			
<i>in thousand €</i>							
January 1, 2009	139,344	174,002	-97,860	-6,173	209,313	3,032	212,345
Net result			-47,520		-47,520	-102	-47,622
Result directly recognized in equity, net of tax:							
Translation reserve				452	452		452
Fair value reserve				369	369		369
Total net result			-47,520	821	-46,699	-102	-46,801
Offsetting additional paid-in capital and net loss		-17,955	17,955		-		-
Changes in translation reserve of foreign entities			-216	216	-		-
Acquisition of minority interests (outstanding)			-166		-166	-118	-284
Neutral effects from minority interests (outstanding)						-659	-659
Other			-42	29	-13		-13
September 30, 2009	139,344	156,047	-127,849	-5,107	162,435	2,153	164,588
January 1, 2010	139,344	156,047	-165,754	-3,305	126,332	1,891	128,223
Net result			-1,742		-1,742	262	-1,480
Result directly recognized in equity, net of tax:							
Translation reserve				1,746	1,746		1,746
Fair value reserve				-246	-246		-246
Actuarial gains and losses from pensions				52	52		52
Total net result			-1,742	1,552	-190	262	72
Reduction in registered capital through transfer to a reserve that can be only set off against losses	-39,344		39,344		-		-
Offsetting additional paid-in capital and net loss		-60,734	60,734		-		-
Amount paid out to minority interest						-179	-179
Changes in scope of consolidation						-830	-830
Other			115	15	130		130
September 30, 2010	100,000	95,313	-67,303	-1,738	126,272	1,144	127,416

The accompanying notes are an integral part of these Consolidated Financial Statements.

Notes to Consolidated Interim Financial Statements as of September 30, 2010

As a listed company Logwin AG is required to prepare an interim reporting. These consolidated interim financial statements are prepared according to the International Financial Reporting Standards (IFRS) as adopted by the European Union and are in accordance with these standards. In particular, the regulations of IAS 34 on interim financial reporting were applied.

1 Basis of Accounting

The accounting policies as well as disclosures are based on the Consolidated Financial Statement of Logwin AG as of December 31, 2009. The fiscal year is equal to the calendar year.

In addition to Logwin AG as the parent company, the scope of fully consolidated companies includes two domestic and 80 foreign companies as of September 30, 2010 (as of December 31, 2009: four domestic and 100 foreign companies).

2 Consolidation Scope

The consolidated entities including Logwin AG have developed as follows:

	Dec. 31, 2009	Additions	Disposals	Sept. 30, 2010
Luxembourg	5	-	2	3
Abroad	100	6	26	80
Total	105	6	28	83

The disposals are due to the abandonment of the business segment Road + Rail and the closed disposals of these activities.

With a portion of 50 % three companies were shown. Not included are 20 subsidiaries either dormant or generating a negligible volume of business. Their influence on the group's assets, liabilities, financial position and earnings is immaterial.

3 Segment Reporting

The classification of segments is made according to the business segments of the Logwin Group. The segment structure reflects the current organizational and management structure of the Logwin Group. This means that reporting is in line with the requirements of IFRS 8.

Transactions between the segments are measured at “arm’s length”, similar to transactions with third parties. The information about the business segments is reported after consolidation of the intersegment transactions. Transactions between the segments have been eliminated in the column “Consolidation”.

The result of each segment is measured by management based on operating income. This operating income is defined as EBIT before special items such as impairment on long-lived assets or goodwill and restructuring costs, as long as they have a relevant impact on the financial condition and results of operations. As far as possible, the general administrative expenses of the holding companies have been allocated to the business segments in line with the principle of causality.

The tables below set forth segment information of the continuing business segments for the periods ended September 30, 2010 and 2009:

January 1 - September 30, 2010	<i>in thousand €</i>	Solutions	Air + Ocean	Other	Consolidation	Group
External sales		510,455	494,518	5,998	-	1,010,971
Intersegment sales		3,714	2,005	3,139	-8,858	-
Net sales		514,169	496,523	9,137	-8,858	1,010,971
Operating income (EBIT)		8,098	16,296	-5,146	-	19,248
Finance expenses, net						-11,897
Earnings before income taxes						7,351

January 1 - September 30, 2009	<i>in thousand €</i>	Solutions	Air + Ocean	Other	Consolidation	Group
External sales		516,961	303,025	6,078	-	826,064
Intersegment sales		3,464	3,550	3,136	-10,150	-
Net sales		520,425	306,575	9,214	-10,150	826,064
Operating income (EBIT)		3,228	11,150	-4,152	-	10,226
Finance expenses, net						-11,350
Earnings before income taxes						-1,124

Assets and liabilities of discontinued business operations as of September 30, 2010 were as follows:

4 Discontinued Business Operations

<i>in thousand €</i>	Sept. 30, 2010	Dec. 31, 2009
Property, plant and equipment	7,616	51,880
Trade accounts receivable	989	66,754
Miscellaneous	3,628	11,887
Assets of discontinued business operations	12,233	130,521
Trade accounts payable	1,038	62,085
Financial liabilities	-	30,207
Retirement and other employee-related obligations	5,468	12,162
Miscellaneous	7,613	24,164
Liabilities of discontinued business operations	14,119	128,618

The change in the balance sheet item results primarily from planned deconsolidation in accordance with the dates of transfer (so-called closing) contractually determined in the relevant agreements.

In the first nine months of 2010 there were no material changes in contingent liabilities in respect of bank and other guarantees, letters of comfort, assessments and other matters arising in the ordinary course of business.

5 Contingent Liabilities

In late February 2010, the Austrian Federal Competition Authorities have filed proceedings against more than 40 Austrian logistics companies, including three companies of the Logwin Group, with the Vienna Higher Regional Court (Oberlandesgericht), in its function as a cartel court, for alleged breaches of Austrian and European competition law. The Federal Competition Authorities have requested that fines be levied in an amount yet to be specified. In various statements Logwin and the other forwarding companies have contested the arguments of the Federal Competition Authorities with regard to both their representation of the facts and to their legal opinion. Nevertheless, the Federal Competition Authorities continue to hold their legal opinion, in particular with regard to European law. According to information obtained so far, Logwin AG does not agree with the legal analysis made by the Austrian Federal Competition Authorities. Since Logwin assumes, based on the legal advice that it has received, that no fine will be imposed, and since it is impossible to make a reliable estimate of the potential financial impact, no provision has been made for the current financial report and no contingent liability has been estimated.

Logwin Road + Rail Austria GmbH was served with a claim from the Austrian customs authorities in April 2010 demanding payment of import sales tax of around 16 million euros in duties for customs clearance that the company had performed with joint and several liability on behalf of customers in the period between December 2005 and March 2006. The exemption from import sales tax granted at that time was now revoked since the consignee of the goods was allegedly a participant in a missing trader (carousel) fraud. The company has lodged an appeal against the claim. The customs authorities have not granted the appeal

lodged by Logwin, which is why legal steps against the claim will be pursued further. Moreover, the company has an insurer's preliminary confirmation of cover. No provision has been made for this in the current financial report and no contingent liability has been estimated.

6 External Review

The consolidated interim financial statements were neither audited according to articles 256 and 340 of the Luxembourg law dated August 10, 1915 nor limited reviewed by an auditor.

7 Subsequent Events

There have been no major events between September 30, 2010 and the date of authorisation of the nine-month financial report by the Logwin Group's Audit Committee.

Dates

April 13, 2011
Annual General Meeting

Contact

Public Relations

Mara Hancker
Phone: +352 719690-1353
Telefax: +352 719690-1359
pr-info@logwin-logistics.com

Investor Relations

Peer Brauer
Phone: +352 719690-1112
Telefax: +352 719690-1359
ir-info@logwin-logistics.com

Imprint

Publisher

Logwin AG | 5, an de Laengten | 6776 Grevenmacher | Luxembourg

Responsible

Public Relations

This report is available in both German and English and can be downloaded from our website www.logwin-logistics.com.

Further copies of the report and additional information can be obtained from us free of charge.

Telephone: +352 719690-1112 | Fax: +352 719690-1359 | ir-info@logwin-logistics.com

